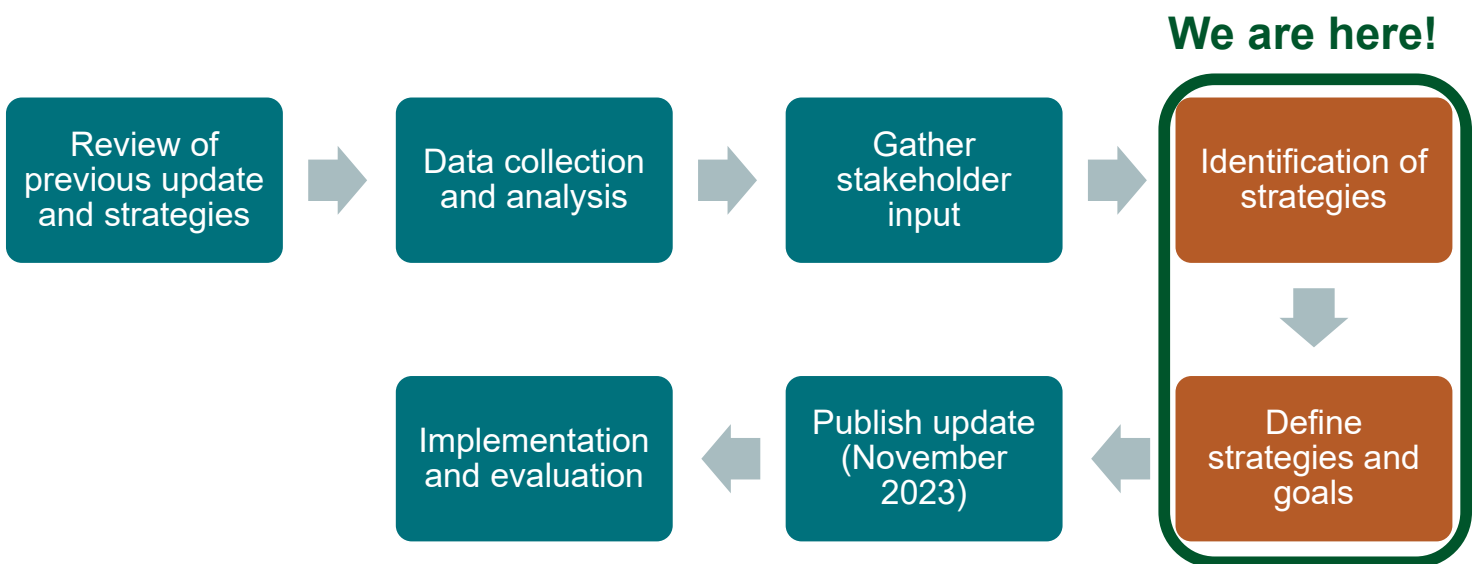


2024-2028 Iowa Strategic Highway Safety Plan



Kimley»Horn

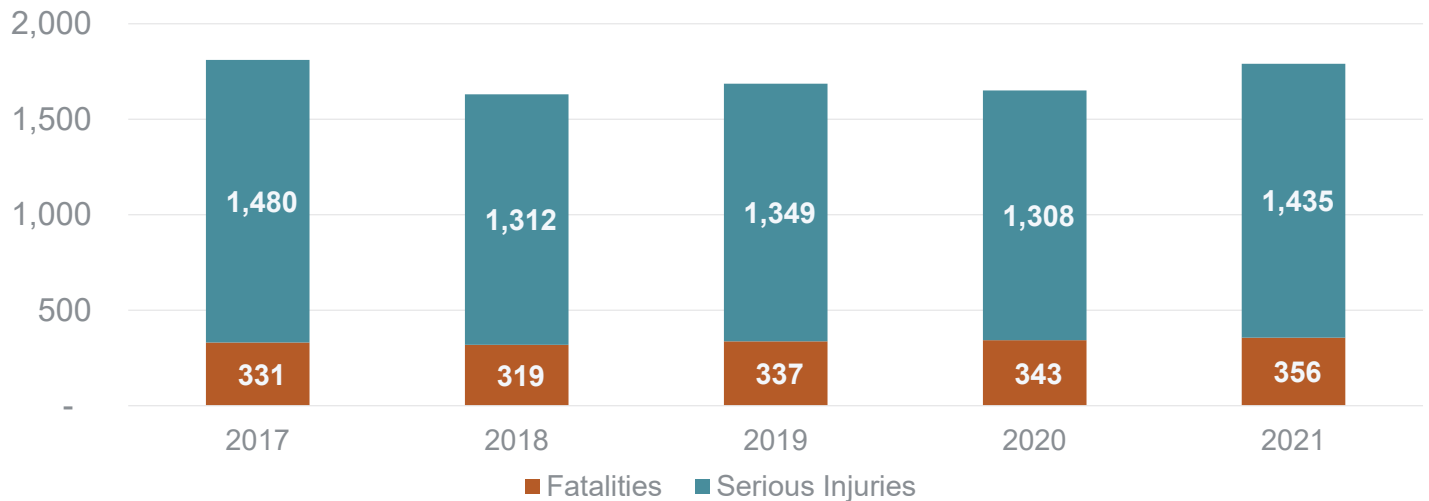
Iowa SHSP Development Process



Kimley»Horn

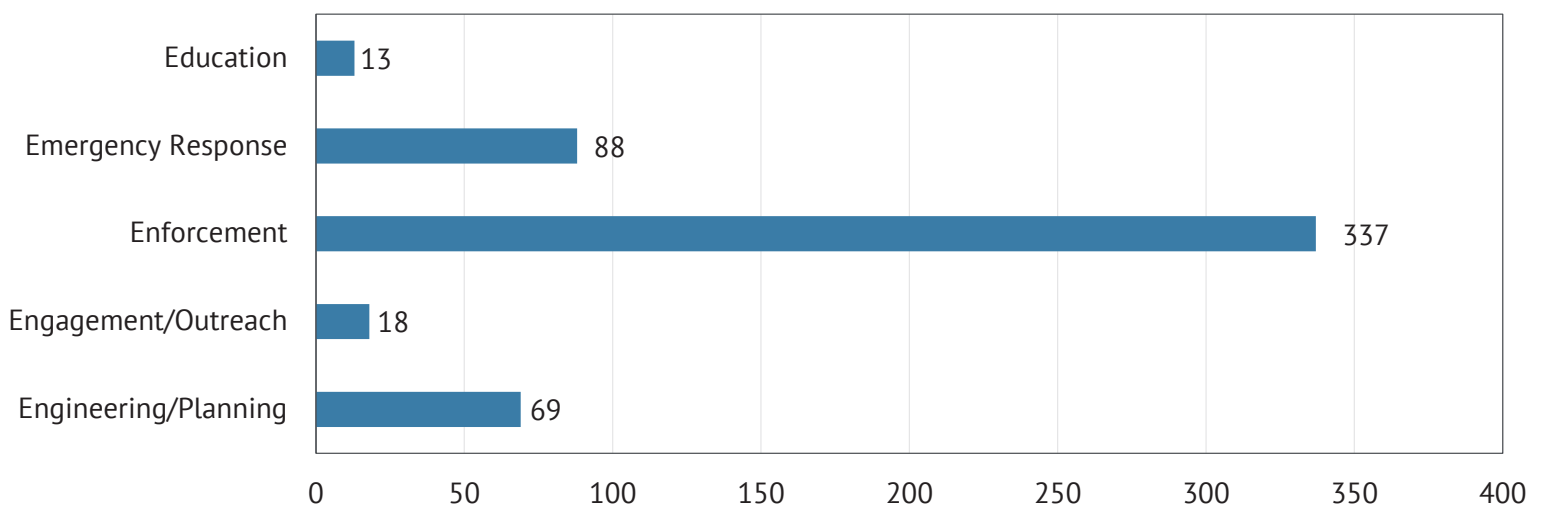
Crash Analysis

Iowa Fatalities and Serious Injuries by Year



Survey Results

What aspect of traffic safety most directly aligns with your current work?



As of 03/15/2023: 525/525 respondents



Survey and Crash Analysis Results

Emphasis Area	Rank			2017 to 2021 Fatalities and Serious Injuries Rank
	All	Stakeholder	Advisory Team	
Distracted Driving	1	1	1	11
Impairment Involved	2	2	2	7
Speed-Related	3	3	3	3
Intersections	4	4	6	6
Lane Departures	5	6	4	2
Local Roads	6	5	12	1
Younger Drivers	7	7	8	8
Roadside Collisions	8	8	13	4
Heavy Trucks	9	10	9	12
Winter Road Conditions	10	9	16	13
Older Drivers	11	11	11	9
Motorcycles	12	12	10	10
Bicyclists	13	13	14	15
Unprotected Persons	14	14	5	5
Work Zones	15	15	7	17
Pedestrians	16	16	15	14
Other Special Vehicles	17	17	17	16
Train	18	18	18	18



Kimley»Horn

Next Steps

Feb

- Convene SHSP Advisory Team
- Compile survey results

Mar

- Identify strategies in coordination with SHSP Advisory Team

Apr/May

- Define output measures in coordination with SHSP Advisory Team
- Annotated outline

Nov

- Final SHSP



Kimley»Horn

Resources

- Iowa Crash Analysis Tool: [Iowa Crash Analysis Tool \(ICAT\) \(iowadot.gov\)](http://iowadot.gov)
- Iowa Traffic Fatality Count: <https://iowadot.gov/mvd/stats/daily.pdf>
- Potential for Crash Reduction: <https://pcr.iowadot.gov/>



Kimley»»Horn



Contact

Larry Grant
State Safety Planner
Larry.grant@iowadot.us
515-233-7828



Kimley»»Horn